CUSTOMER DRAWING

Amphenol TPI
2022 -05- 30
REGISTERED COPY

REVISIONS				
REV	DESCRIPTION	DATE	BY	APPR
A	INITIAL RELEASE	12/12/13	DH	EC
B	CHANGE THE STRUCTURE	01/26/14	DH	EC
C	CHANGE THE STRUCTURE	02/07/14	DH	EC
D	ADD TORQUE FORCE	03/19/14	DH	EC
E	ADD SIZE 14.0mm	06/12/14	DH	EC
F	CHANGE DIMENSION "E, G" FOR SIZE 14.0	09/15/14	DH	EC
G	CHANGE 14.0mm SIZE	03/19/15	VF	EC
H	Add a view of 10.0 and 14.0	01/11/18	KW	JG
I	Cancel Nickel and Tin Plating	09/23/19	DL	JL
J	Remove Nickel and Tin Plating Logo	06/11/20	DL	JL
K	Add laser printing requirements	04/25/22	DL	JL

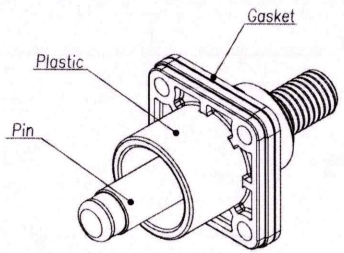

RADLOK 3.6mm,5.7mm,8.0mm,12.0mm

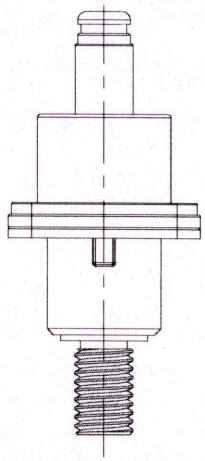

RADLOK 10.0mm and 14.0mm

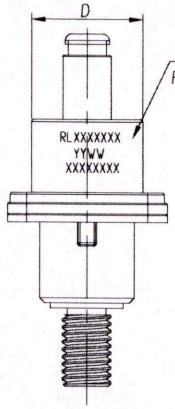

RADLOK 3.6mm,5.7mm,8.0mm,12.0mm

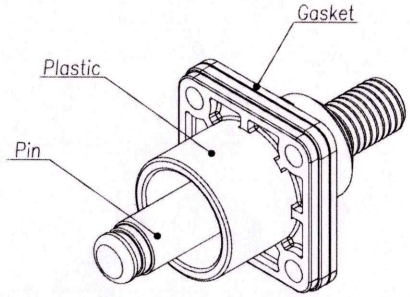

RADLOK 10.0mm and 14.0mm

Laser printing requirements:

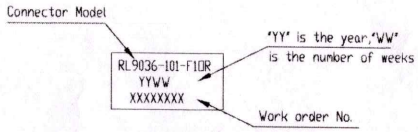

Ordering Example:

RL 9 080 - 10 1 - F1 OR

- RadLok
- RadLok Pin
- RadLok Size: ø8.0mm
- Pin To Thread
- Plating: 1 - Silver
- Feed Thru
- Connector Color: OR:Orange, RE:Red, BK:Black

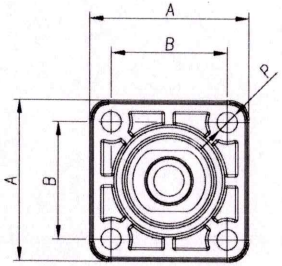

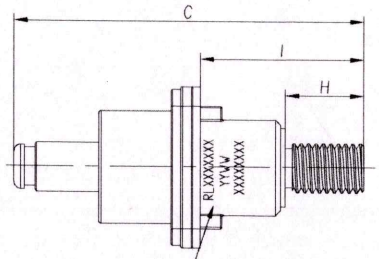

RADLOK 3.6mm,5.7mm

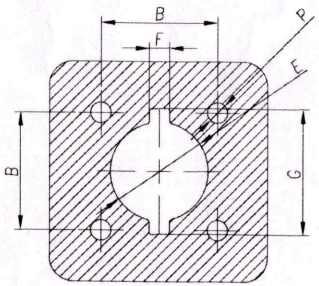

Panel Size

Size(mm)	3.6	5.7	8.0	10.0	12.0	14.0
Torque Force (N.m)	2.5±0.2	4±0.4	7.5±0.5	20±1	24±1	32±1

Specification

Size (mm)	A (mm)	B (mm)	C (mm)	D (mm)	E (mm)	F (mm)	G (mm)	H (mm)	I (mm)	Thread	P	Current (A)	CATALOG P/N () For color	Plating 1	Plating Silver
3.6	21.0	14.0	43.9	11.9	11.9	2.8	15.2	8	22.2	M4x0.7-6g	M3	70	RL9036-101-F1()		
5.7	25.0	17.0	49.6	15.2	14.7		18.2	10	24.2	M6x1.0-6g		120	RL9057-101-F1()		
8.0	30.0	21.0	56.4	19.6	18.2	4.2	23.7	12	25.0	M8x1.25-6g		200	RL9080-101-F1()		
10.0	33.0	24.0	67.0	23.0	20.6		25.7	16	29.0	M10x1.5-6g	M4	300	RL9100-101-F1()		
12.0	36.0	26.0	72.0	25.5	23.3		27.7	20	33.0	M12x1.75-6g		400	RL9120-101-F1()		
14.0	37.0	27.0	83.0	28.0	27.3		31.8	23	36.0	M12x1.75-6g		500	RL9140-101-F1()		

AMPHENOL TPI

Amphenol Technical Products International GZ

第三角投影 THIRD ANGLE PROJECTION	页面 SHEET	幅面 SIZE	版次 REV.	比例 SCALE.
	1 OF 2	A3	K	

签名 SIGNATURE		日期 DATE
制图 DRAWN	DL	04/25/2022
审核 CHECKED	YM	04/25/2022
批准 APPROVAL		04/25/2022

UNLESS OTHERWISE SPECIFIED
1) All dimensions are in metric(mm).
2) Tolerances are as follows:
0 PL DEC ±1.00
1 PL DEC ±0.50
2 PL DEC ±0.20
Angles ±1°

PART NAME: RADLOK® Feed Thru Pin To Thread

DWG NO: See Table

CUST PART #: N/A

CUST REV. K

THIS DRAWING IS SUPPLIED FOR INFORMATION ONLY. DESIGN FEATURES, SPECIFICATIONS AND PERFORMANCE DATA SHOWN HEREON ARE THE PROPERTY OF THE AMPHENOL CORPORATION. NO RIGHTS OF REPRODUCTION ARE IMPLIED. ALL DIMENSIONS ARE SUBJECT TO NORMAL MANUFACTURING VARIATIONS.

CUSTOMER DRAWING

REVISIONS				
REV	DESCRIPTION	DATE	BY	APPR
A	INITIAL RELEASE	12/12/13	DH	EC
B	CHANGE THE STRUCTURE	01/26/14	DH	EC
C	CHANGE THE STRUCTURE	02/07/14	DH	EC
D	ADD TORQUE FORCE	03/19/14	DH	EC
E	ADD SIZE 14.0mm	06/12/14	DH	EC
F	CHANGE DIMENSION "E, G" FOR SIZE 14.0	09/15/14	DH	EC
G	CHANGE 14.0mm SIZE	03/19/15	VF	EC
H	Add a view of 10.0 and 14.0	01/11/18	KW	JG
I	Cancel Nickel and Tin Plating	09/23/19	DL	JL
J	Remove Nickel and Tin Plating Logo	06/11/20	DL	JL
K	Add laser printing requirements	04/25/22	DL	JL

Amphenol TPI
2022 -05- 30
REGISTERED COPY

Table

Plating Type	Pin Size	Part Number					
		Color:Orange		Color:Black		Color:Red	
		Catalog P/N	GEC P/N	Catalog P/N	GEC P/N	Catalog P/N	GEC P/N
Silver 镀银	3.6mm	RL9036-101-F10R	AC-HA001613	RL9036-101-F1BK	AC-HA000375	RL9036-101-F1RE	AC-HA001703
	5.7mm	RL9057-101-F10R	AC-HA001615	RL9057-101-F1BK	AC-HA000377	RL9057-101-F1RE	AC-HA001705
	8.0mm	RL9080-101-F10R	AC-HA001616	RL9080-101-F1BK	AC-HA000378	RL9080-101-F1RE	AC-HA001706
	10.0mm	RL9100-101-F10R	AC-HA001618	RL9100-101-F1BK	AC-HA000380	RL9100-101-F1RE	AC-HA001708
	12.0mm	RL9120-101-F10R	AC-HA001619	RL9120-101-F1BK	AC-HA000381	RL9120-101-F1RE	AC-HA001709
	14.0mm	RL9140-101-F10R	AC-HA001620	RL9140-101-F1BK	AC-HA000382	RL9140-101-F1RE	AC-HA001710

THIS DRAWING IS SUPPLIED FOR INFORMATION ONLY. DESIGN FEATURES, SPECIFICATIONS AND PERFORMANCE DATA SHOWN HEREON ARE THE PROPERTY OF THE AMPHENOL CORPORATION. NO RIGHTS OF REPRODUCTION ARE IMPLIED. ALL DIMENSIONS ARE SUBJECT TO NORMAL MANUFACTURING VARIATIONS.

AMPHENOL TPI

Amphenol Technical Products International GZ

第三角投影 THIRD ANGLE PROJECTION	页面 SHEET	幅面 SIZE	版次 REV.	比例 SCALE.	PART NAME:
	2 OF 2	A3	K		RADLOK® Feed Thru Pin To Thread

签名 SIGNATURE		日期 DATE
制图 DRAWN	DL	04/25/2022
审核 CHECKED	YM	04/25/2022
批准 APPROVAL		04/25/2022

UNLESS OTHERWISE SPECIFIED
1) All dimensions are in metric(mm).
2) Tolerances are as follows:
0 PL DEC ±1.00
1 PL DEC ±0.50
2 PL DEC ±0.20
Angles ±1°

DWG NO: See Table

CUST PART #: N/A

CUST REV. K

CUSTOMER DRAWING

REVISIONS				
REV	DESCRIPTION	DATE	BY	APPR
A	INITIAL RELEASE	12/12/13	DH	EC
B	CHANGE THE STRUCTURE	01/26/14	DH	EC
C	CHANGE THE STRUCTURE	02/07/14	DH	EC
D	ADD TORQUE FORCE	03/19/14	DH	EC
E	ADD SIZE 14.0mm	06/12/14	DH	EC
F	CHANGE DIMENSION "E, G" FOR SIZE 14.0	09/15/14	DH	EC
G	CHANGE 14.0mm SIZE	03/19/15	VF	EC
H	Add a view of 10.0 and 14.0	01/11/18	KW	JG
I	Cancel Nickel and Tin Plating	09/23/19	DL	JL
J	Remove Nickel and Tin Plating Logo	06/11/20	DL	JL
K	Add laser printing requirements	04/25/22	DL	JL

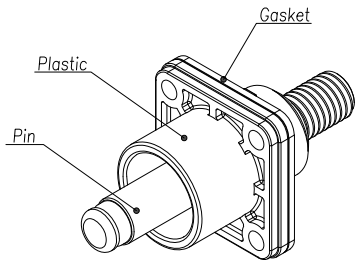

RADLOK 3.6mm,5.7mm,8.0mm,12.0mm

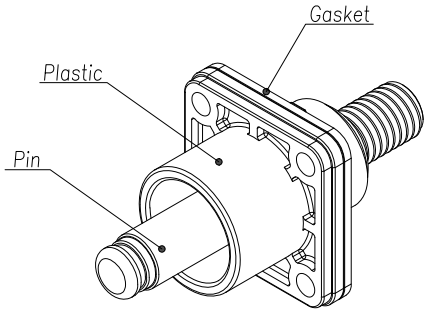

RADLOK 10.0mm and 14.0mm

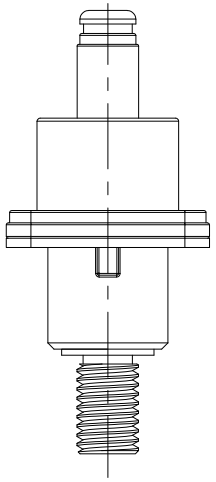

RADLOK 10.0mm and 14.0mm

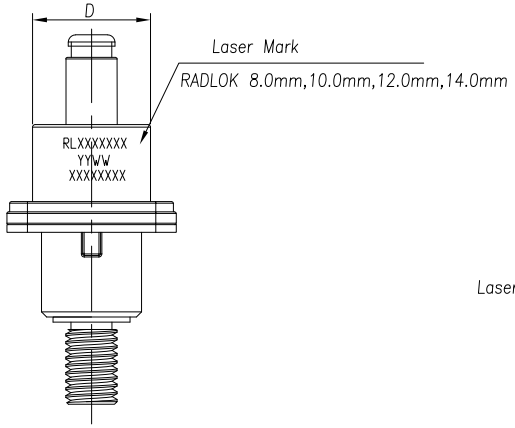

RADLOK 3.6mm,5.7mm,8.0mm,12.0mm

Laser printing requirements:

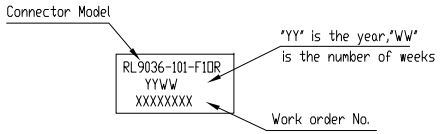

Ordering Example:

RL 9 080 – 10 1 – F1 OR

- RadLok
- RadLok Pin
- RadLok Size: ø8.0mm
- Pin To Thread
- Plating: 1 – Silver
- Feed Thru
- Connector Color: OR:Orange, RE:Red, BK:Black

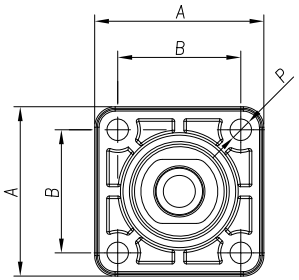

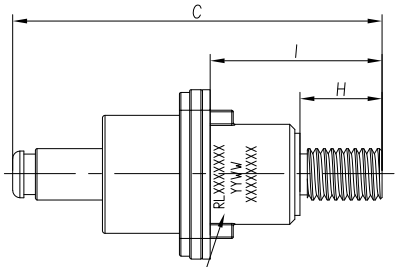

RADLOK 3.6mm,5.7mm

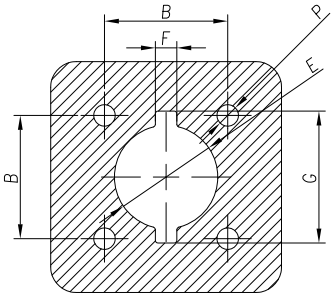

Panel Size

Size(mm)	3.6	5.7	8.0	10.0	12.0	14.0
Torque Force (N.m)	2.5±0.2	4±0.4	7.5±0.5	20±1	24±1	32±1

Specification

Size (mm)	A (mm)	B (mm)	C (mm)	D (mm)	E (mm)	F (mm)	G (mm)	H (mm)	I (mm)	Thread	P	Current (A)	CATALOG P/N () For color	Plating 1	Plating Silver
3.6	21.0	14.0	43.9	11.9	11.9	2.8	15.2	8	22.2	M4x0.7–6g	M3	70	RL9036–101–F1()		
5.7	25.0	17.0	49.6	15.2	14.7		18.2	10	24.2	M6x1.0–6g	M4	120	RL9057–101–F1()		
8.0	30.0	21.0	56.4	19.6	18.2	4.2	23.7	12	25.0	M8x1.25–6g		200	RL9080–101–F1()		
10.0	33.0	24.0	67.0	23.0	20.6		25.7	16	29.0	M10x1.5–6g		300	RL9100–101–F1()		
12.0	36.0	26.0	72.0	25.5	23.3		27.7	20	33.0	M12x1.75–6g		400	RL9120–101–F1()		
14.0	37.0	27.0	83.0	28.0	27.3		31.8	23	36.0	M12x1.75–6g		500	RL9140–101–F1()		

AMPHENOL

Amphenol Technical Products International GZ

第三角投影 THIRD ANGLE PROJECTION	页面 SHEET	幅面 SIZE	版次 REV.	比例 SCALE.
	1 OF 2	A3	K	

PART NAME: RADLOK® Feed Thru Pin To Thread

DWG NO: See Table

CUST PART #: N/A

CUST REV. K

签名 SIGNATURE		日期 DATE
制图 DRAWN	DL	04/25/2022
审核 CHECKED	YM	04/25/2022
批准 APPROVAL	JL	04/25/2022

UNLESS OTHERWISE SPECIFIED
1) All dimensions are in metric(mm).
2) Tolerances are as follows:
0 PL DEC ±1.00
1 PL DEC ±0.50
2 PL DEC ±0.20
Angles ±1°

THIS DRAWING IS SUPPLIED FOR INFORMATION ONLY. DESIGN FEATURES, SPECIFICATIONS AND PERFORMANCE DATA SHOWN HEREON ARE THE PROPERTY OF THE AMPHENOL CORPORATION. NO RIGHTS OF REPRODUCTION ARE IMPLIED. ALL DIMENSIONS ARE SUBJECT TO NORMAL MANUFACTURING VARIATIONS.

CUSTOMER DRAWING

REVISIONS				
REV	DESCRIPTION	DATE	BY	APPR
A	INITIAL RELEASE	12/12/13	DH	EC
B	CHANGE THE STRUCTURE	01/26/14	DH	EC
C	CHANGE THE STRUCTURE	02/07/14	DH	EC
D	ADD TORQUE FORCE	03/19/14	DH	EC
E	ADD SIZE 14.0mm	06/12/14	DH	EC
F	CHANGE DIMENSION "E, G" FOR SIZE 14.0	09/15/14	DH	EC
G	CHANGE 14.0mm SIZE	03/19/15	VF	EC
H	Add a view of 10.0 and 14.0	01/11/18	KW	JG
I	Cancel Nickel and Tin Plating	09/23/19	DL	JL
J	Remove Nickel and Tin Plating Logo	06/11/20	DL	JL
K	Add laser printing requirements	04/25/22	DL	JL

Table

Plating Type	Pin Size	Part Number					
		Color:Orange		Color:Black		Color:Red	
		Catalog P/N	GEC P/N	Catalog P/N	GEC P/N	Catalog P/N	GEC P/N
Silver 镀银	3.6mm	RL9036-101-F10R	AC-HA001613	RL9036-101-F1BK	AC-HA000375	RL9036-101-F1RE	AC-HA001703
	5.7mm	RL9057-101-F10R	AC-HA001615	RL9057-101-F1BK	AC-HA000377	RL9057-101-F1RE	AC-HA001705
	8.0mm	RL9080-101-F10R	AC-HA001616	RL9080-101-F1BK	AC-HA000378	RL9080-101-F1RE	AC-HA001706
	10.0mm	RL9100-101-F10R	AC-HA001618	RL9100-101-F1BK	AC-HA000380	RL9100-101-F1RE	AC-HA001708
	12.0mm	RL9120-101-F10R	AC-HA001619	RL9120-101-F1BK	AC-HA000381	RL9120-101-F1RE	AC-HA001709
	14.0mm	RL9140-101-F10R	AC-HA001620	RL9140-101-F1BK	AC-HA000382	RL9140-101-F1RE	AC-HA001710

THIS DRAWING IS SUPPLIED FOR INFORMATION ONLY. DESIGN FEATURES, SPECIFICATIONS AND PERFORMANCE DATA SHOWN HEREON ARE THE PROPERTY OF THE AMPHENOL CORPORATION. NO RIGHTS OF REPRODUCTION ARE IMPLIED. ALL DIMENSIONS ARE SUBJECT TO NORMAL MANUFACTURING VARIATIONS.

AMPHENOL

Amphenol Technical Products International GZ

第三角投影 THIRD ANGLE PROJECTION	页 面 SHEET	幅 面 SIZE	版次 REV.	比 例 SCALE.
	2 OF 2	A3	K	

PART NAME: RADLOK® Feed Thru Pin To Thread

签 名 SIGNATURE		日期 DATE
制 图 DRAWN	DL	04/25/2022
审 核 CHECKED	YM	04/25/2022
批 准 APPROVAL	JL	04/25/2022

UNLESS OTHERWISE SPECIFIED
1) All dimensions are in metric(mm).
2) Tolerances are as follows:
0 PL DEC ±1.00
1 PL DEC ±0.50
2 PL DEC ±0.20 Angles ±1°

DWG NO: See Table

CUST PART #: N/A

CUST REV. K